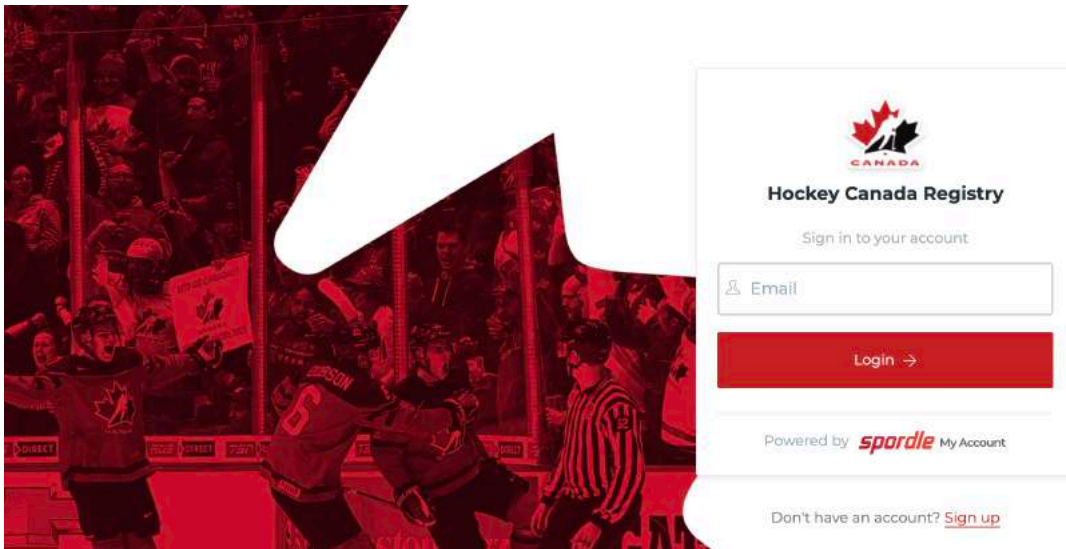


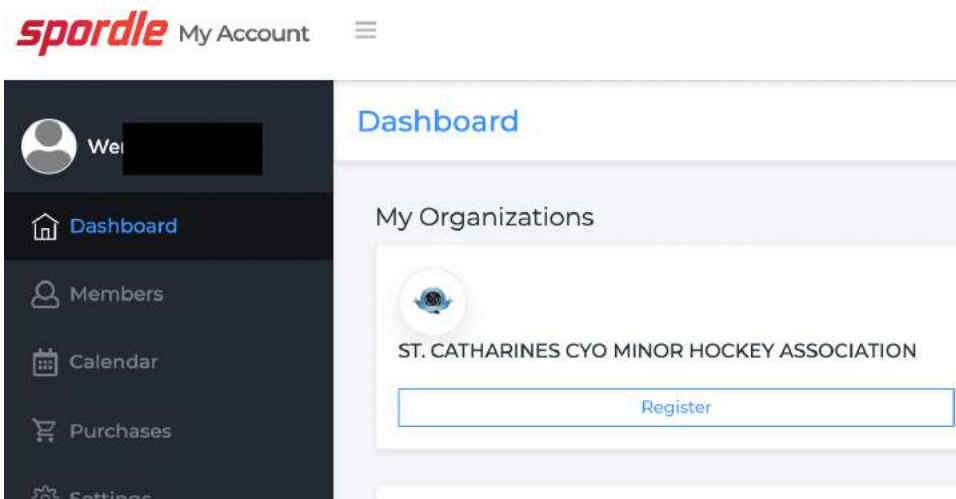
Coaches and Bench Staff Registration

Every member of the bench staff will need to register in the Spordle Hockey Canada Registry (HCR) in order to sign off on various waivers. Registration is free. By registering we will also be able to confirm your certifications and qualifications.

When you registered your child this year, you would have created a new Spordle account. Log back into the account.

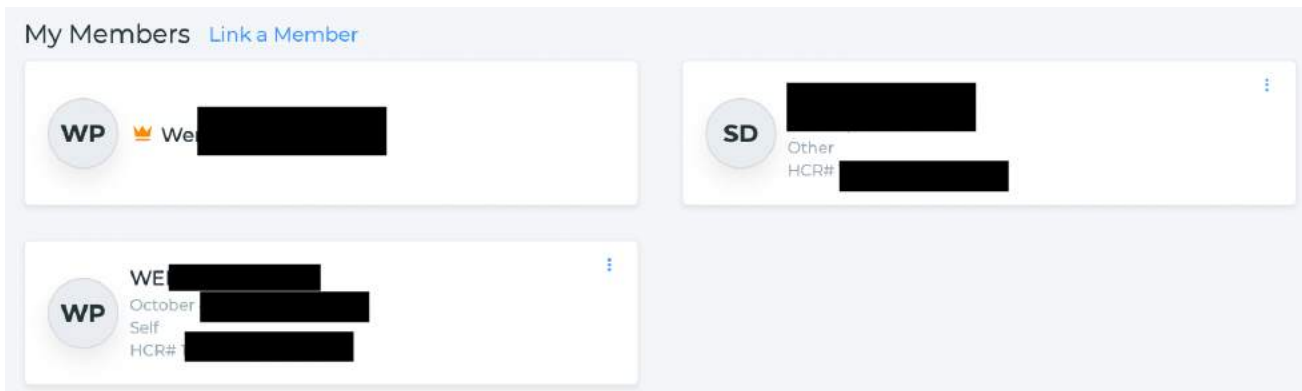


Once you are in you should see a side menu bar. Click on Dashboard. Your dashboard may show multiple organizations you belong too.



Scroll down to the bottom of the dashboard where you will see **My Members – Link a Member**. If you are NOT already listed with an HCR number, then you will need to add yourself again in order to link your Hockey Canada profile. You can either try to just register at the CYO registration link like you did for your child, or you can go to the next page and link yourself first. Either should work.

Linking a Member



Click on Link Member and enter your First Name and Last Name and Birth Date (yyyy-mm-dd) or if you know your HCR # you can use that. If you have an existing profile, it should show up.

Link a member ✕

Search a member in HCR

First Name * Last Name *

Date of Birth *

or

HCR Number

Link a member ✕

Search a member in HCR

First Name * Last Name *

Date of Birth *

or

HCR Number

Existing profiles

Once you have selected the member profile you want to link – click “Link this Member”. Another box will appear where you choose the relation. Likely you will choose Self or Other.

Link a member ✕



You are about to link this member to your account

Relation *

Select... ▼

- Step brother / step sister
- Brother/sister
- Aunt
- Cousin
- Grandparent
- Legal Guardian
- Nephew
- Niece


You should now be able to click on yourself and see all of your certifications to date. If you need to take some required courses, see below on how to register for clinics offered by Hockey Canada.

NEW COACHES, MANAGERS, TRAINERS

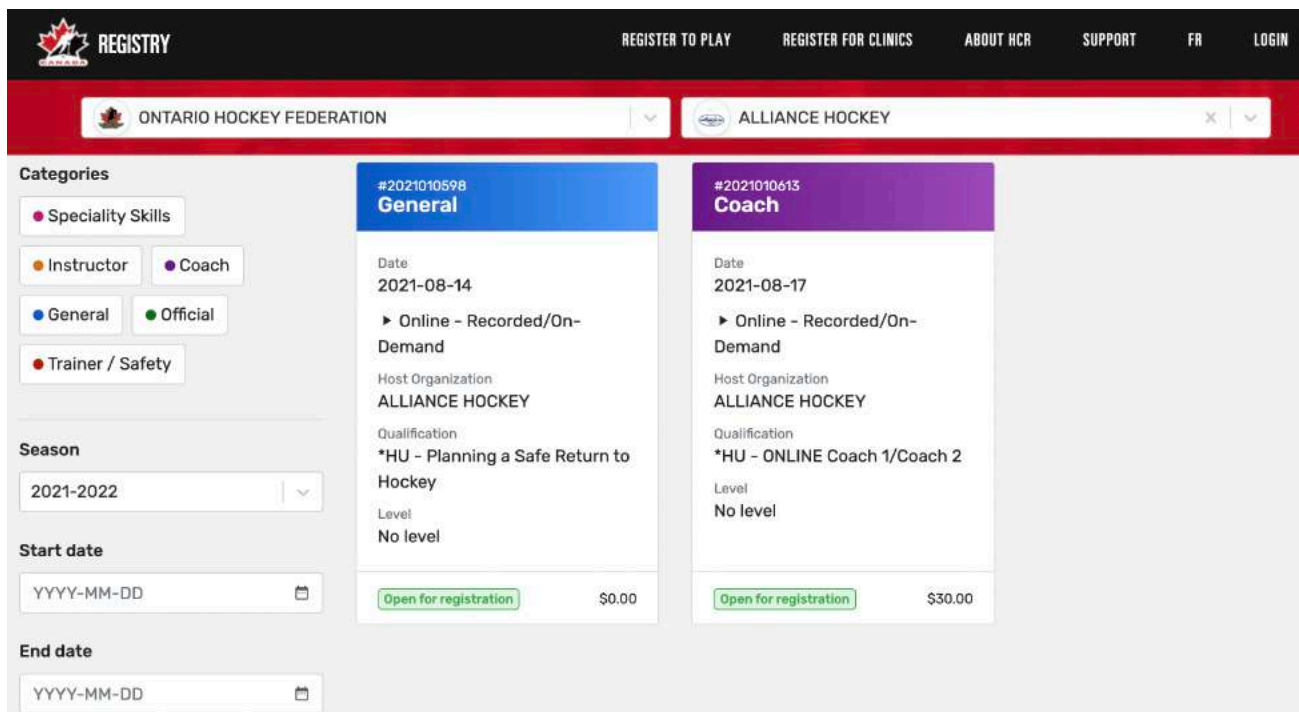
If you are brand new to being a hockey volunteer, you will need to take some courses. Please refer to the Coach tab on the CYO website for all the necessary qualifications and links to courses.

REGISTRATION FOR HOCKEY CANADA CLINICS

To take Hockey Canada clinics, you need to make sure you choose ALLIANCE HOCKEY as this is the Ontario Hockey Federation (OHF) member branch we belong to. It is NOT OMHA.



The link to access all available clinics is: <https://register.hockeycanada.ca/clinics>
When you go to the link you will see available clinics:



If you are already logged into your Spordle account, you can click on the course you want and it will take you to the registration page. Select the correct member that is registering and you are good to go!

If you are not already logged into Spordle, you can click on LOGIN in the top right hand corner as noted in the image above.